

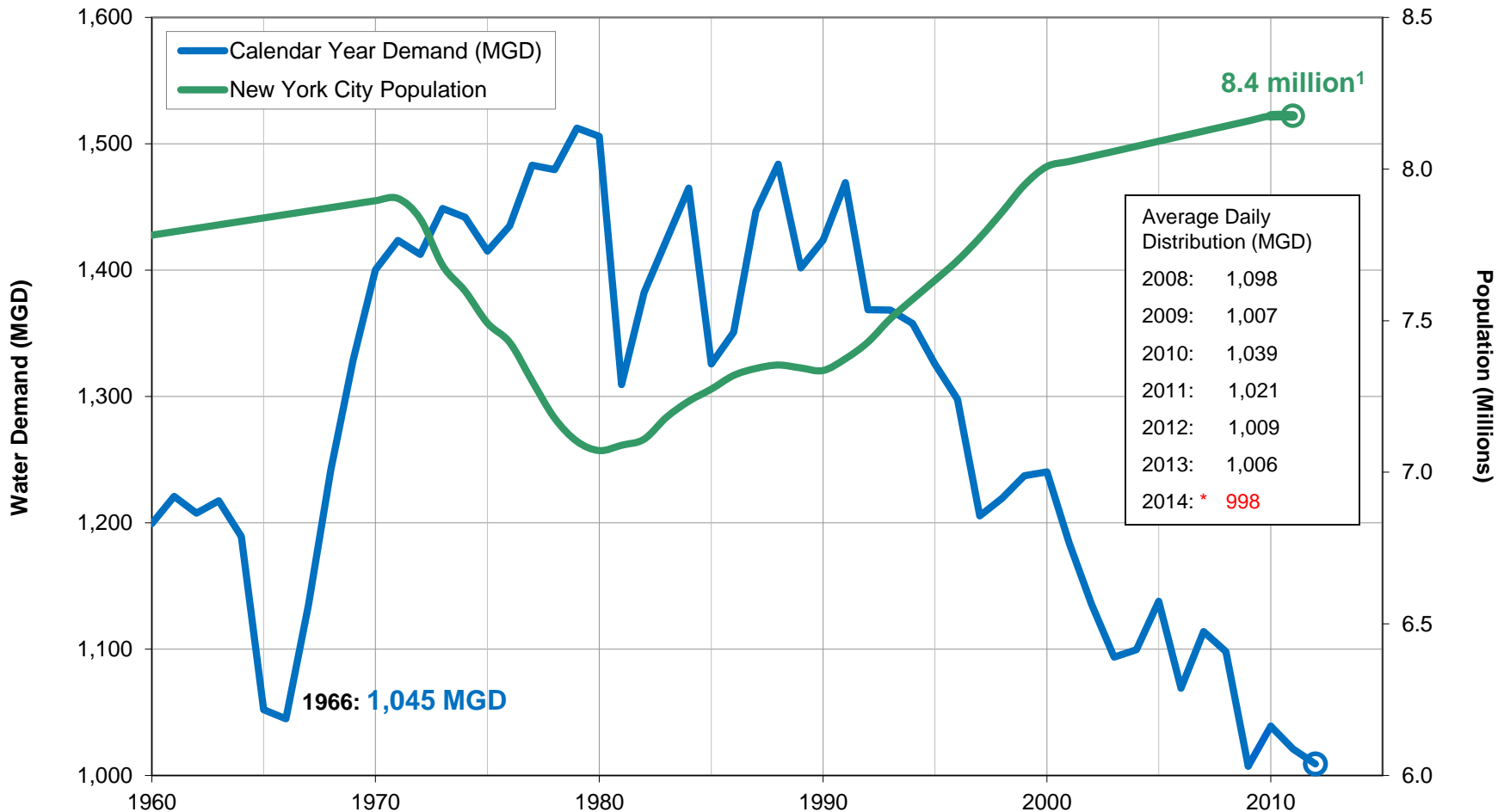


Demand Management + Resiliency

Vlada Kenniff
Managing Director

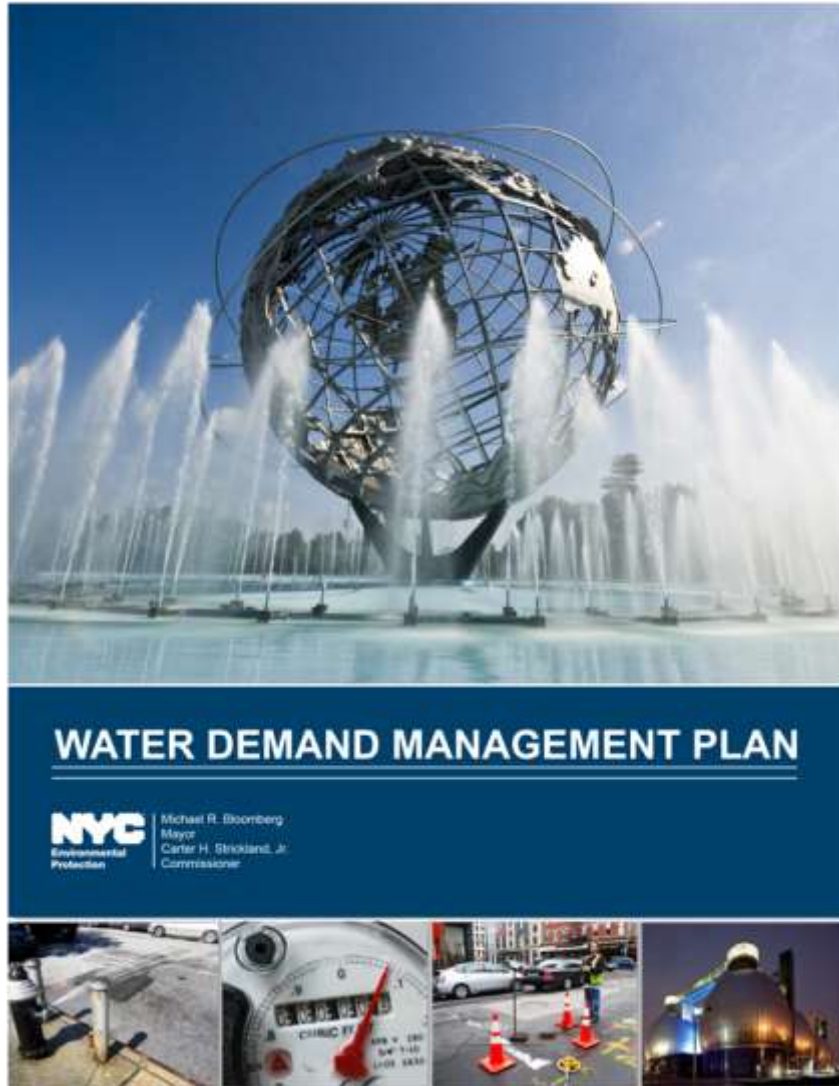
Historical Water Demand & Population







- Distribution has declined approximately **30%** since the early 1990s – despite increasing population
- Since 2009, water usage has been below the 1960s drought-of-record



¹ Official 2013 New York City Department of City Planning Estimate.

Working towards a 5% or 50 MGD goal for reductions in current demand



-  Retrofit and replace water fixtures at Schools, Parks, WWTPs, NYCHA, FDNY and Colleges
-  Replace 800,000 fixtures in residential buildings
-  Create voluntary conservation programs in non-residential sectors and provide cost sharing
-  Continue leak detection, pressure management, and metering
-  Adopt Water Shortage Rules, and emergency rates
-  Develop demand management plans for 10 upstate wholesale customers and implement them

MUNICIPAL WATER EFFICIENCY PROGRAM



STRATEGY 1

Target: 500 Schools, 3.8 MGD Reduction
To Date: 60 Schools Retrofitted, 0.4 MGD Achieved
since 2011



MUNICIPAL WATER EFFICIENCY PROGRAM



STRATEGY 1

Target: 400 Spray showers, 1.1 MGD Reduction
To Date: 150 Spray showers done, 0.4 MGD Achieved
since 2011

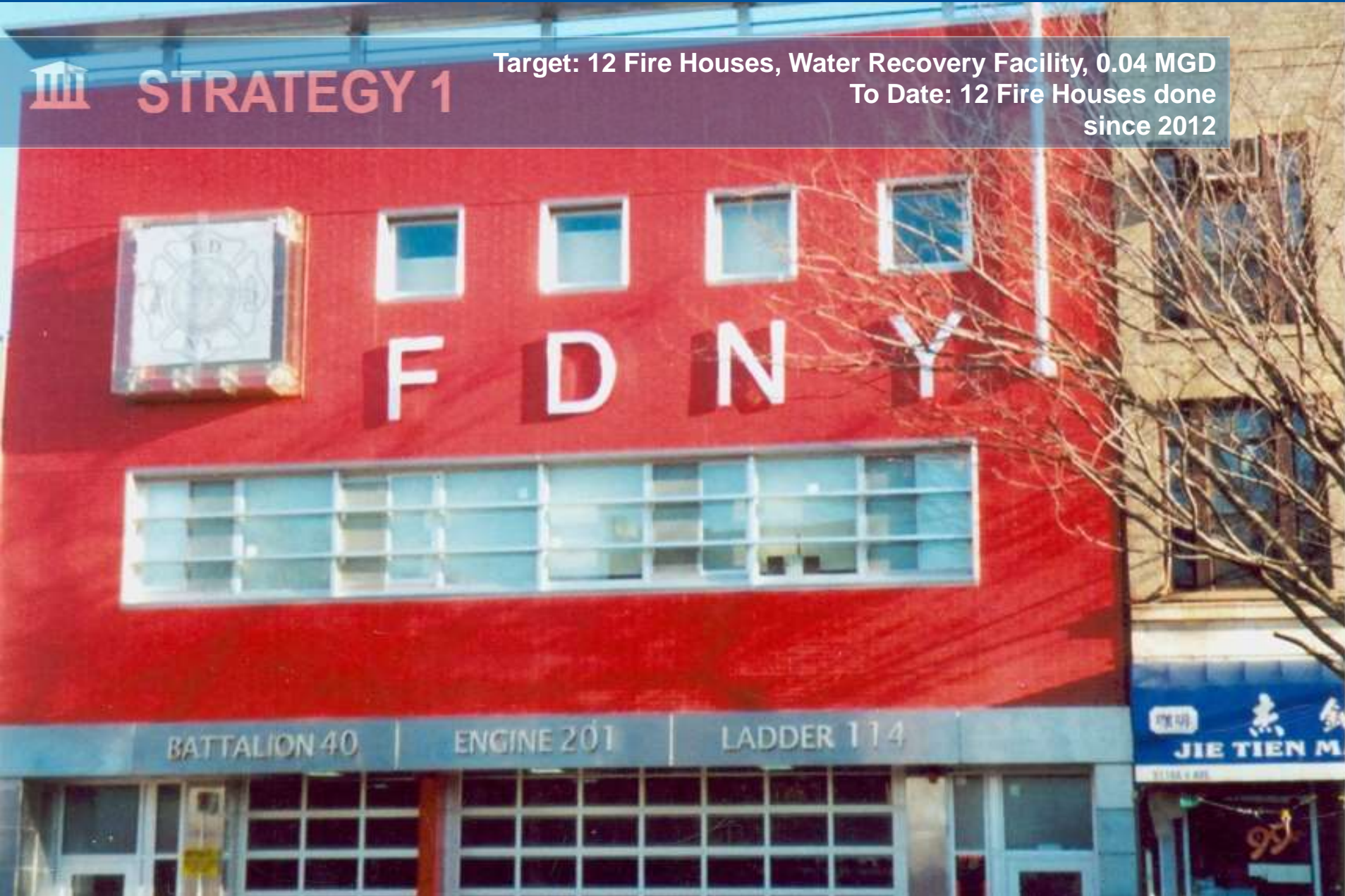


MUNICIPAL WATER EFFICIENCY PROGRAM



STRATEGY 1

Target: 12 Fire Houses, Water Recovery Facility, 0.04 MGD
To Date: 12 Fire Houses done
since 2012



MUNICIPAL WATER EFFICIENCY PROGRAM



STRATEGY 1

Target: 14 WWTPs, 2.1 MGD
To Date: 7 WWTPs targeted, 1.2 MGD achieved
since 2013



MUNICIPAL WATER EFFICIENCY PROGRAM



STRATEGY 1

Target: 21 Colleges, 0.75 MGD Reduction
To Date: CCNY retrofits underway
since 2014





STRATEGY 2

TRP Phase 1 Target: 150K fixtures, 10 MGD Reduction
To Date: 1,500 fixtures retrofitted or in pipeline
since 2014



NON-RESIDENTIAL WATER EFFICIENCY PROGRAM



STRATEGY 3

Target: Various Industries, 0.04 MGD Reduction
To Date: Completed Hotel Challenge, Achieved 0.3 MGD
since 2013



WATER DISTRIBUTION SYSTEM OPTIMIZATION

STRATEGY 4

Target: Meter Replacements, Leak Detection, 3.3 MGD To Date:
Achieved: ~9,000 meters replaced, repaired ~10,000 hydrants
Ongoing





STRATEGY 5

Target: Water Shortage Rules, 5 MGD Reduction
To Date: Rules Revised, Rate Study almost complete
since 2013



WHOLESALE CUSTOMERS EFFICIENCY PROGRAM



STRATEGY 6

Target: 10 Largest Wholesale Customers, 5 MGD Reduction
To Date: 4 Customers in developing plans
since 2014

