

Spatial and temporal distribution of soil microplastics in Phoenix, including the surrounding areas of the Sonoran Desert



Kanchana Chandrakanthan¹, Pierre Herckes¹

¹School of Molecular Sciences, Arizona State University, PO Box 871604, Tempe, AZ
kchand29@asu.edu



Introduction

- The National Oceanic and Atmospheric Administration (NOAA) in 2008 defined microplastics as plastic particles smaller than 5 mm in size.
- Numerous studies have investigated the occurrence and abundance of microplastics in marine and freshwater environments.^{1,2} However, microplastics research on terrestrial ecosystems remains unexplored, although a majority of point sources of plastics are terrestrial.
- Microplastics in terrestrial environments can cause changes in soil ecosystems affecting soil structure and can also act as vectors of other contaminants such as Polycyclic Aromatic Hydrocarbons (PAHs) and metals found in soils.³
- We aim to study the spatiotemporal distribution of microplastics in urbanized and agricultural areas of metropolitan Phoenix, including the surroundings areas of the Sonoran desert.
- This study will shed light on the temporal changes of the abundance of microplastics and investigate their spatial distribution, thereby suggesting locations that are possibly prone to microplastics pollution.

Spatial distribution of microplastics in 2015 soil samples

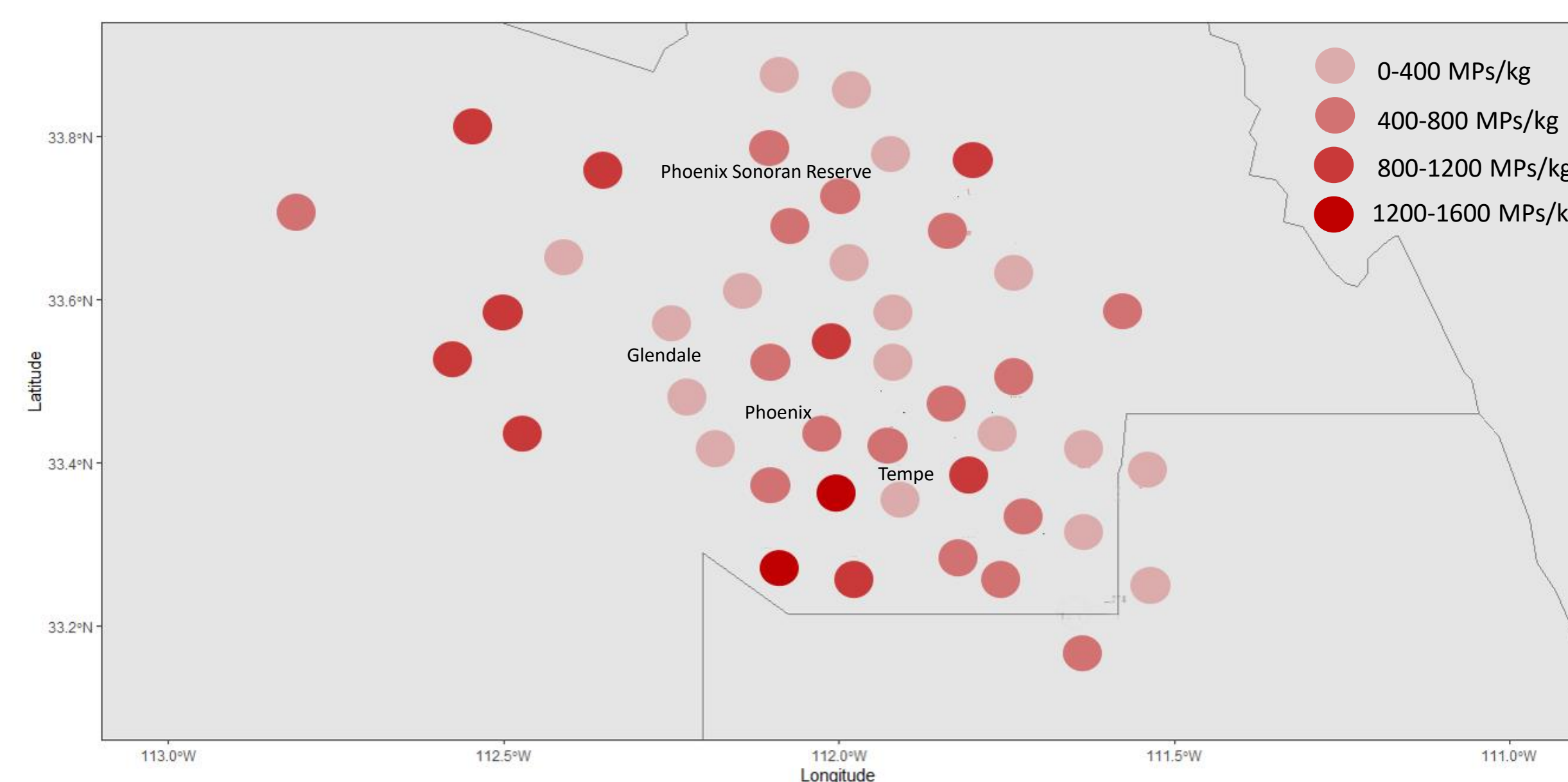


Figure 2: Spatial distribution of microplastics in soil samples from 2015

Raman Characterization of microplastics in 2015 soil samples

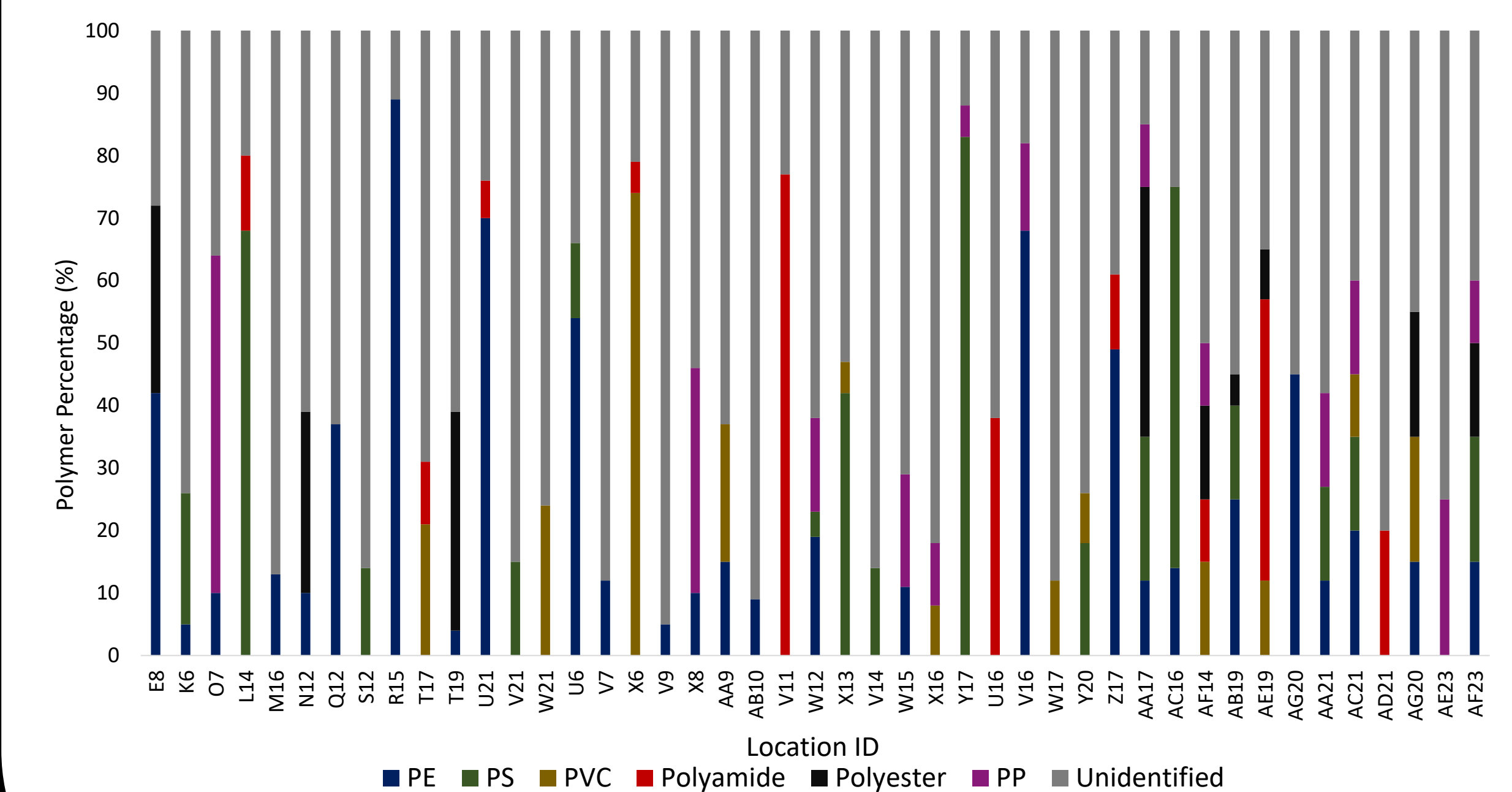


Figure 4: Raman Characterization of microplastics in soil samples from 2015

Methodology

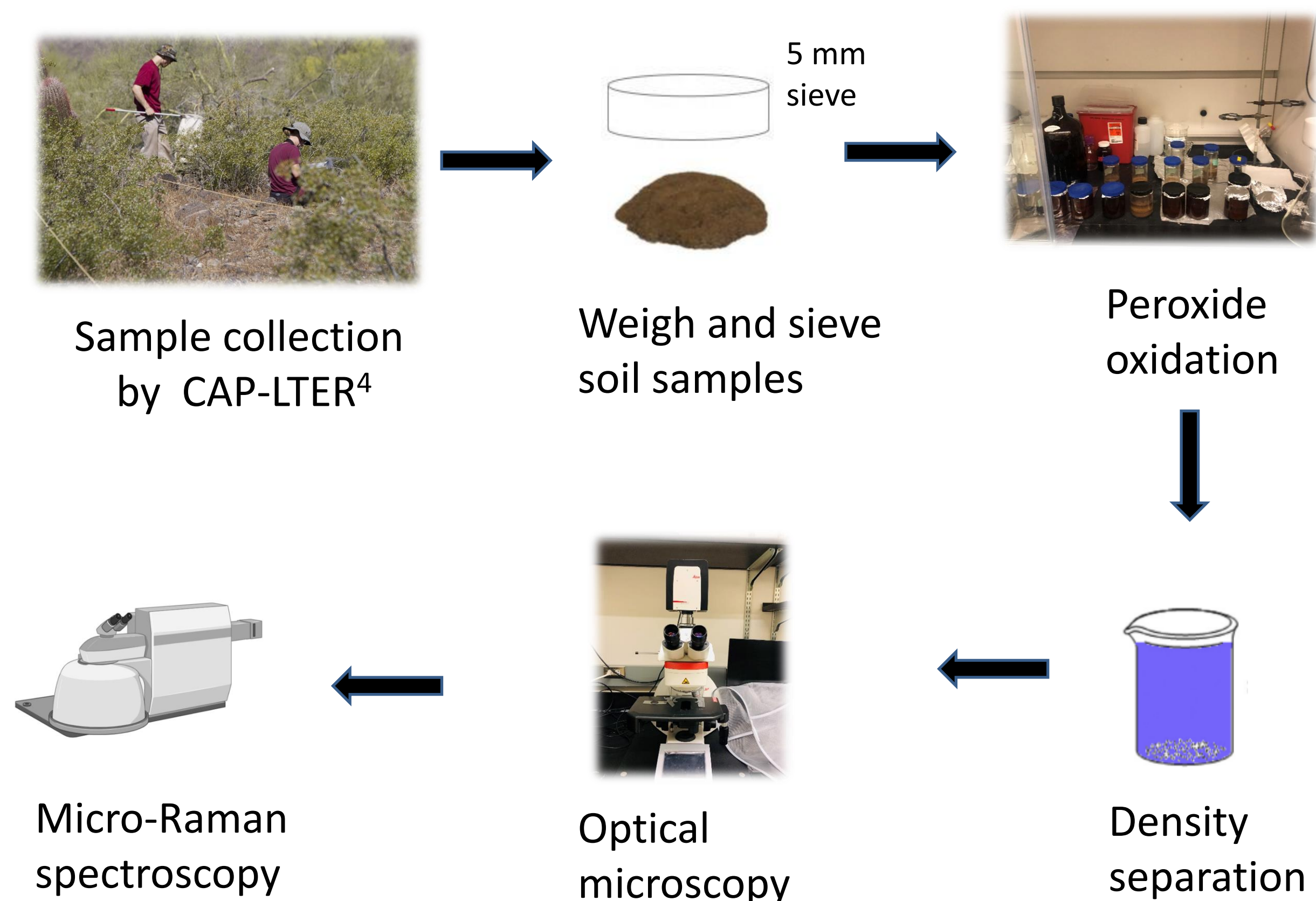


Figure 1: Illustration of the methodology used

Temporal variation in microplastics in 2005 and 2015

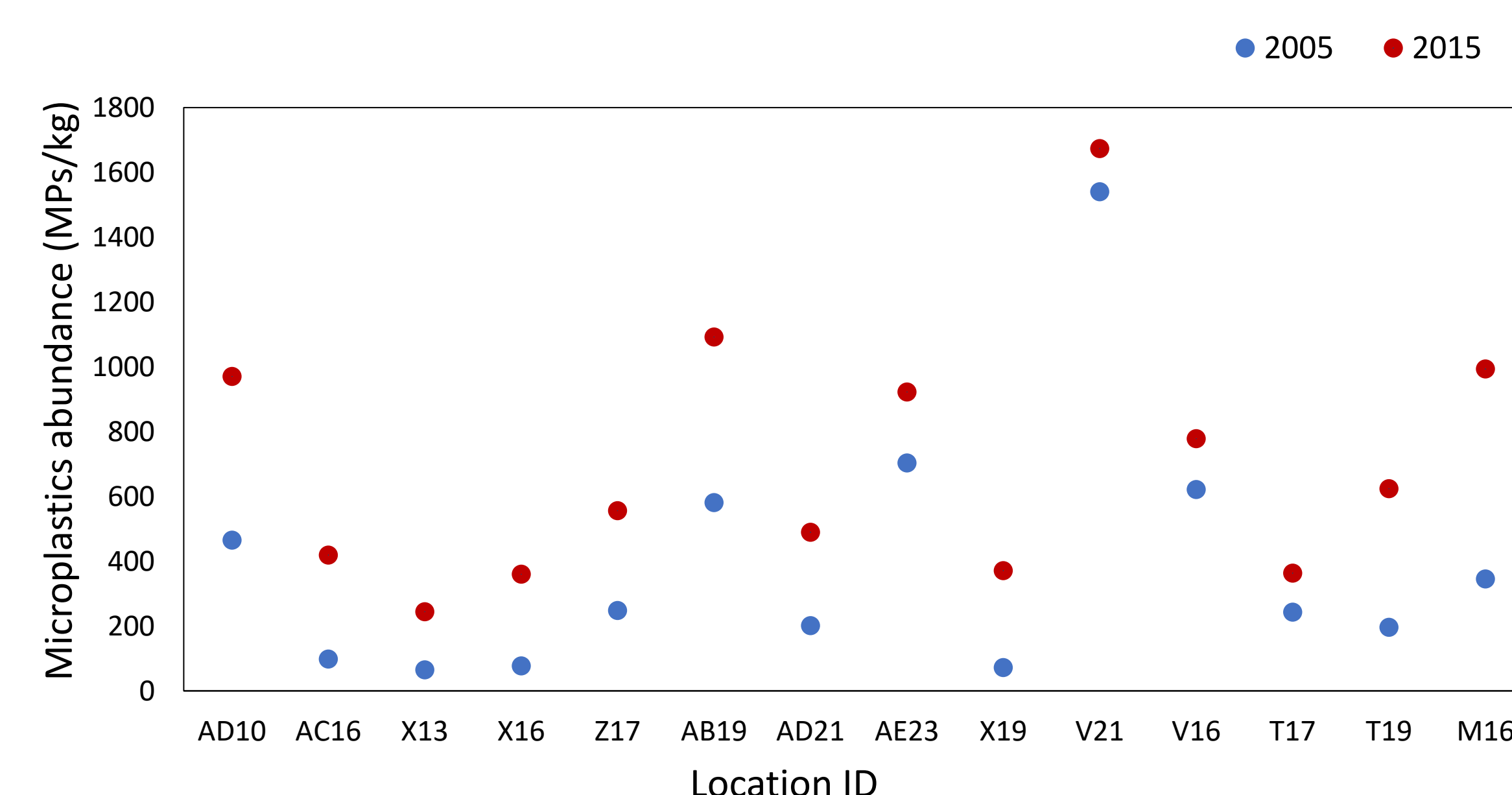


Figure 3: Temporal change in microplastics in soil samples from 2005 and 2015

Summary and Future Work

- The microplastic abundance in soil samples from 2015 ranged from 122 to 1673 microplastics/kg with a heterogeneous distribution depicting no clear spatial trends.
- Results for the temporal variability indicate a general increase in the abundance of microplastics from 2005 to 2015.
- Raman characterization for microplastics in 2015 soil samples revealed an array of polymers including PE, PS, PVC, PA, Polyester, PP.
- A large majority of the microplastics remain chemically unidentified. Weathering of microplastics over time could potentially change them thereby rendering them unidentifiable using μ -Raman spectroscopy.
- Raman characterization of 2005 microplastics will be performed and characterization results will be further analyzed to obtain insights into possible sources.

Acknowledgement

We thank CAP-LTER for providing us with 2005 and 2015 soil samples from the ESCA 200 point surveys and the 2021 CAP-LTER Summer Graduate Grant.

References

- Mani, T.; Hauk, A.; Walter, U.; Burkhardt-Holm, P. Microplastics Profile along the Rhine River. *Sci. Rep.* 2015, 5 (December), 1–7.
- Eerkes-Medrano, D.; Thompson, R. C.; Aldridge, D. C. Microplastics in Freshwater Systems: A Review of the Emerging Threats, Identification of Knowledge Gaps and Prioritisation of Research Needs. *Water Res.* 2015, 75, 63–82.
- De Souza Machado, A. A.; Lau, C. W.; Kloas, W.; Bergmann, J.; Bachelier, J. B.; Faltin, E.; Becker, R.; Görlich, A. S.; Rillig, M. C. Microplastics Can Change Soil Properties and Affect Plant Performance. *Environ. Sci. Technol.* 2019, 53(10), 6044–6052.
- <https://sustainability-innovation.asu.edu/capliter/research/long-term-monitoring/ecological-survey-of-central-arizona/>