

The diagram illustrates a playground environment. At the top, a yellow banner contains the word "Playground" in a bold, purple, sans-serif font. Surrounding the text are several circular icons: a green circle with a purple swing set, a blue circle with a yellow slide, a green circle with a yellow soccer ball, a blue circle with a yellow basketball, and a green circle with a yellow soccer ball. Below the banner, the word "Cost" is written in a bold, blue, sans-serif font. To the right of "Cost" is a large yellow dollar sign (\$) and a green tree icon. Below "Cost" is the word "Reward" in a bold, blue, sans-serif font. To the right of "Reward" is a purple silhouette of a person standing. The entire diagram is set against a white background with a blue border at the bottom.

Gas Station

Cost

Two green trees and a yellow dollar sign (\$).

Reward

Two yellow dollar signs (\$\$).

The diagram illustrates the components of a gas station. At the top, a yellow banner contains the text "Gas Station" in bold blue letters. Below this banner, there are four circular icons: a green car, a yellow gas pump, a yellow gas pump, and a green car. In the center, the word "Cost" is written in bold blue letters. Below "Cost" are two green trees and a yellow dollar sign (\$). At the bottom, the word "Reward" is written in bold blue letters. Below "Reward" are two yellow dollar signs (\$\$).

The diagram illustrates a process flow with three main stages: Houses, Cost, and Reward.

- Houses:** The top section features a yellow background. On the left, a blue circle contains a white house icon. In the center, the word "Houses" is written in large, bold, black letters. To the right, a green circle contains a white house icon. Above the text are icons for a brick wall, a wrench and screwdriver, and a truck. Below the text are three small white house icons and a wrench and screwdriver icon.
- Cost:** The middle section has a light blue background. The word "Cost" is written in bold, black letters. Below it are two green tree icons and two yellow dollar sign icons.
- Reward:** The bottom section has a light blue background. The word "Reward" is written in bold, black letters. Below it are a purple person icon and a yellow dollar sign icon.

Arrows indicate the flow from Houses to Cost, and from Cost to Reward.

The image shows a 'Trading Card' interface. At the top, there are three columns of icons: a green circle with a dollar sign, a yellow circle with three people, and a blue circle with a tree. Below these is the title 'Trading Card' in large, bold, black letters. Underneath the title are three rows of icons: a row of three dollar signs, a row of three people, and a row of three trees. At the bottom, there are three columns of icons: a green circle with a tree, a yellow circle with three people, and a blue circle with a dollar sign. Double-headed arrows connect the top row of icons to the bottom row of icons, indicating trading options.




Museum

Cost

1 person, 1 tree, 4 dollars

Reward

2 people, 1 dollar



Car Wash

Cost

1 person, 1 tree, 1 dollar

Reward

1 dollar




School

Cost

1 tree, 2 dollars

Reward

1 person, 1 dollar




Park

Cost

1 person, 1 dollar

Reward

1 person, 2 trees



Community Garden

Cost

1 person, 1 dollar

Reward

1 person, 1 tree



Farmer's Market

Cost



Reward



Grocery Store

Cost



Reward



